

SHORT STORIES for WORD WORK

The Birds

A bird was tweeting. It was in a nest in the tree. It was sitting on leaves. The bird looked purple. The bird chirped from the nest. The bird was loud. This bird was louder than the others. The bird turned her head. It was chirping at her baby birds. The baby birds were much smaller than her.



Write words from the story:

er

ir

ur

louder	bird	purple
her	chirped	curled
smaller	third	turned

AC 2018

Created by: Aylin Claaksen

TEACHER INSTRUCTIONS:

Write the passage on the board or display on a SmartBoard. Explain which types of words you'll be focusing on today. Read through the passage. Then have students identify the words that are focused on in that story. Use a variety of colors and designs (circle, underline, etc) to then find those words in the passage.

Students can do the same on their own page.


*Some stories have two versions of types of words to focus on- choose which version is most needed by your students!

*The focus of each story was based on requests via my posts on Instagram or Facebook! Hope these are words your students are working on, too!

-ed Push! blends vowel combinations

Shane and Chuck wanted a snowman. They helped each other make one. They pushed and pushed the snow. Shane looked at what they had made. He saw three parts of the snowman. They pushed the three parts together. Now Chuck and Shane had a snowman. It made them smile.


[ch] Chuck each [wh] what [sh] push pushed Shane [th] the they three them other



STUDENT COPY:

The Birds

A bird was tweeting. It was in a nest in the tree. It was sitting on a leaf. The bird looked purple. The bird was in the nest. The bird was seen. This bird was louder than the others. The bird turned her head. It was chirping at her baby birds. The baby birds were much smaller than her.



Write words from the story:

er	ir	ur
louder	bird	purple
her	chirping	curled
smaller	third	turned

FOCUS WORDS FOR EACH STORY:

Story Title	Page Number	Focus 1	Focus 2	Focus 3
Push!	6	ch: Chuck each	th: the they three them other	sh: push pushed Shane
Not Too Chilly	7	ed: washed pulled started changed	soft c/g: face raced changed	double consonants: chill chilly pulled
Not Too Chilly	8	long i: ice bright spine shine outside	s blends: started still slippers spotted spine	
All Mine	9	compound words: outside everything backyard into	silent e: outside time shine mine	long vowels: coat boots too deep
All Mine	10	ed: started rushed melted	double consonant: full all still	

FOCUS WORDS FOR EACH STORY:

Story Title	Page Number	Focus 1	Focus 2	Focus 3
A New Toy	11	3 letter blends: straight strong scratched screamed street	digraphs: that thought them while there shelf	oy: boy(s) toy joy
A New Toy	12	double vowel: needed choose deep kneeled knee	blends: truck store drive spotted grabbed	kn: knew knee kneeled
Barking	13	ar: arm far jar barking	silent e: side tame like gate home while ate	ed: grabbed rushed reached
Barking	14	blends: grabbed spoon glad	digraphs: reached through while rushed this other	
The Birds	15	er: smaller louder her	ir: bird third chirping	ur: purple turned curled
My Horse	16	ay: day say hay	or: fork horse store	ar: barn farm cart


FOCUS WORDS FOR EACH STORY:

Story Title	Page Number	Focus 1	Focus 2	Focus 3
A Hot Drink	17	nk: sink winked drink	ed: warmed asked added	compound words: into outside something
The Lamb	18	mb: comb lamb thumb	sc: scared scale scooped	ing: moving holding squeezing
A Gnarly Scarf	19	wr: write wrong wrapped	gn: gnarly gnat gnawing	blends: trick ground story

*Students need to just pick 3-4 words to write down on their page (these are several options).

Push!

Shane and Chuck wanted a snowman. They helped each other make one. They pushed and pushed the snow. Shane looked at what they had made. He saw three parts of the snowman. They pushed the three parts together. Now Chuck and Shane had a snowman. It made them smile.



Name: _____

Write words from the story:


ch

sh

th

Not Too Chilly

A chill ran down my spine as I looked outside. I spotted ice on the trees. It was going to be chilly. I washed my face and raced downstairs. I drank some juice. Then I pulled on my coat. Looking down at my feet, I smiled. My slippers were still on my feet! I changed into my boots. I ran outside. The sun started to shine. It was bright. It felt warm on my face. I wasn't too chilly!



Name: _____

Write words from the story:


-ed

soft c/g

**double
consonants**

Not Too Chilly

A chill ran down my spine as I looked outside. I spotted ice on the trees. It was going to be chilly. I washed my face and raced downstairs. I drank some juice. Then I pulled on my coat. Looking down at my feet, I smiled. My slippers were still on my feet! I changed into my boots. I ran outside. The sun started to shine. It was bright. It felt warm on my face. I wasn't too chilly!



Name: _____

Write words from the story:

long i


s blends

All Mine

The snow started to melt. It was time for me to go outside. My coat was by the front door. My boots were there too. I rushed to put everything on. I went into my backyard. The snow was still deep. I felt the sun shine down on me. My backyard was full of snow. Not much had melted yet. The snow was all mine!

Name: _____

Write words from the story:



compound words

silent e


long vowels

All Mine

The snow started to melt. It was time for me to go outside. My coat was by the front door. My boots were there too. I rushed to put everything on. I went into my backyard. The snow was still deep. I felt the sun shine down on me. My backyard was full of snow. Not much had melted yet. The snow was all mine!

Name: _____

Write words from the story:




-ed

**double
consonant**

A New Toy

Name: _____

My mom took me to the store. I went right past the dolls. I needed to find a toy that brings me joy. Straight ahead, I saw some trucks. I knew some boys thought trucks are just for them. That isn't right! I'm a strong girl. I love playing with trucks. I scratched my head while I stared at the shelves of trucks. There were so many to choose from. Deep at the back of a shelf, I spotted the one I wanted. I kneeled down on my knee. I grabbed the truck. I screamed with joy. I couldn't wait to drive this truck down the street by my house.



Write words from the story:

3 letter blends


digraphs

oy

A New Toy

Name: _____

My mom took me to the store. I went right past the dolls. I needed to find a toy that brings me joy. Straight ahead, I saw some trucks. I knew some boys thought trucks are just for them. That isn't right! I'm a strong girl. I love playing with trucks. I scratched my head while I stared at the shelves of trucks. There were so many to choose from. Deep at the back of a shelf, I spotted the one I wanted. I kneeled down on my knee. I grabbed the truck. I screamed with joy. I couldn't wait to drive this truck down the street by my house.



Write words from the story:

double vowels

blends

kn

Barking

I could hear the dog barking on the other side of the gate. I reached my arm through the gate. The dog did not come by me. I ran inside my home. I grabbed the jar of nut butter. I put it on my spoon. I reached back through the gate. The dog rushed to me. I pet the dog while he ate. He was very tame dog. I like this dog! I am glad he is not far from me.



Name: _____

Write words from the story:

ar

silent e

-ed

Barking

I could hear the dog barking on the other side of the gate. I reached my arm through the gate. The dog did not come by me. I ran inside my home. I grabbed the jar of nut butter. I put it on my spoon. I reached back through the gate. The dog rushed to me. I pet the dog while he ate. He was very tame dog. I like this dog! I am glad he is not far from me.



Name: _____


Write words from the story:

blends

digraphs

The Birds

A bird was tweeting. It was in a nest up in the tree. It was sitting on leaves. The leaves looked purple. The bird was curled up in the nest. The bird was the third one I'd seen. This bird was louder than the others. The bird turned her head. It was chirping at her baby birds. The baby birds were much smaller than her.



Name: _____

Write words from the story:


er

ir

ur

My Horse

I spent most of my day at the store. I was looking for a gift for my horse. I ended up choosing some hay. I put all the hay in my cart. I knew my horse would like that most. I brought it back to the farm. I grabbed the large fork from our barn. I broke the hay up. My horse ate it all. If my horse could talk I think it would say "Yum, yum."



Name: _____

Write words from the story:

ay

or

ar

A Hot Drink

It was a chilly morning outside. I needed something to warm me up. I asked my dad to make me a cup of hot milk. My dad warmed up the milk in my cup. I took a sip. I spit it out into the sink. I didn't like hot milk. My dad added some honey to my cup. I took a sip. This time I liked it. My dad winked at me. He knew I'd like it with honey.



Name: _____

Write words from the story:


nk

ed

compound
words

The Lamb

The lamb wasn't moving much. I grabbed the comb. I started brushing the coat of the lamb. He seemed to like it. I kept going. I was holding the comb very tightly. My thumb got sore from squeezing it so tight. I was scared the lamb was going to get mad. When I was done, I scooped up the wool. I placed it on the scale. I wanted to see how much wool I'd gotten!



Name: _____

Write words from the story:


mb

sc

-ing

A Gnarly Scarf

I was trying to write a story. I kept writing down the wrong words. I couldn't focus. A gnat kept buzzing past by ear. I felt like it was gnawing on my collar. I ran inside. I grabbed a gnarly scarf. I didn't care that it looked funny. I wanted the gnat to stop bugging me. I wrapped the scarf around my neck. I sat back down on the ground. I began to write again. My trick seemed to work!



Name: _____

Write words from the story:

wr

gn

blends

THANK YOU!

Thank you so much for downloading this freebie! This pack is for personal use/single classroom use only. If you would like to make copies of these materials for another teacher(s), please send them to my blog to download them. Please also know that placing any part of this product on the Internet (including classroom, school or district websites) is prohibited by the Digital Millennium Copyright Act (DMCA). Feel free to contact me for express written consent for special circumstances. I can be reached at learningtothecore.ac@gmail.com. Please let me know if you have any questions or if you notice something that needs to be fixed and I will make the necessary changes right away. Please also consider following my TPT store to receive updates about new products.

I hope your students love this pack!

Enjoy!

Aylin

Join in on the fun! Stay up to date on new packs, literacy ideas and freebies by following along:

TPT: <http://www.teacherspayteachers.com/Store/Aylin-Claahsen>

Blog: <http://dailylearningtothecore.blogspot.com>

Instagram: <http://instagram.com/learningtothecore>

Facebook: <https://www.facebook.com/learningtothecore>

Pinterest: <http://www.pinterest.com/learntothecore/>

Twitter: <https://twitter.com/learntothecore>

Youtube: Aylin Claahsen https://www.youtube.com/channel/UCm8oQYpqLseq_OqhRG0JWA

If you are looking for leveled reading passages for your classroom, please click the link below to check out other packs from my store. I have leveled passages all the way from Pre A-V!

<https://www.teacherspayteachers.com/Store/Aylin-Claahsen/Category/Guided-Reading-Passages-165639>

CREDITS:

Created by: Aylin Claahsen <http://www.teacherspayteachers.com/Store/Aylin-Claahsen>

Graphics by: Teaching Super Power <https://www.teacherspayteachers.com/Store/Teaching-Super-Power>

Font From the Pond <http://frompond.blogspot.com>

Fonts by: <http://www.teacherspayteachers.com/Store/Hello-Literacy>

Fonts by: <https://www.teacherspayteachers.com/Store/Kimberly-Geswein-Fonts>

Fonts by: <https://www.teacherspayteachers.com/Store/A-Perfect-Blend>

Fonts by: <https://www.teacherspayteachers.com/Store/Amy-Groesbeck>

Graphics by EduClips <https://www.teacherspayteachers.com/Store/Educlips>

Graphics by Artifex <https://www.teacherspayteachers.com/Store/Artifex>

Graphics by: Krista Wallden <http://www.teacherspayteachers.com/Store/Krista-Wallden>

